




Texas by the Numbers

 **15,409**
Members & Volunteers

 **1,785**
Service Locations

 **\$126.5m**
Total Investment

Meeting Needs in Texas

Working hand in hand with local partners, AmeriCorps is investing more than \$77.7 million in federal funding to support cost-effective community solutions in Texas. This federal funding enables more than 15,400 Americans of all ages and backgrounds united to meet local needs, strengthen communities, and expand opportunity through national service in Texas.

AmeriCorps members and AmeriCorps Seniors volunteers are preparing today's students for tomorrow's jobs, helping communities and families impacted by the COVID-19 pandemic, connecting veterans to services, fighting the opioid epidemic, helping seniors live independently, rebuilding communities after disasters, and leading conservation and climate change efforts.

AmeriCorps members and AmeriCorps Seniors volunteers serve at more than 1,750 locations across Texas, including schools, food banks, homeless shelters, health clinics, youth centers, veterans' facilities, and other nonprofit and faith-based organizations. Through a unique public-private partnership, AmeriCorps and its partners generated more than \$48.7 million in outside resources from businesses, foundations, public agencies, and other sources in Texas last year. This local support strengthened community impact and increased the return on taxpayer dollars.

What is AmeriCorps?

AmeriCorps is the federal agency for national service and volunteerism. We provide opportunities for Americans of all backgrounds to serve their country, address the nation's most pressing challenges, improve lives and communities, and strengthen civic engagement.

Bringing Out the Best in America

More than 200,000 AmeriCorps members and AmeriCorps Seniors volunteers serve each year, empowering millions more to meet needs in their communities. By bringing people together to serve communities, AmeriCorps is making service to others an indispensable part of the American experience.

Segal AmeriCorps Education Award

After successful completion of service, AmeriCorps members earn a Segal AmeriCorps Education Award to pay for qualified educational costs. Since 1994, more than 71,000 Texas residents have served approximately 99 million hours and earned education awards totaling more than \$243.3 million. Higher education institutions and other organizations in Texas have received more than \$113.6 million in education award payments since 1994.

Our Programs and Initiatives

AmeriCorps State and National awards grants to organizations to engage individuals in sustained service to address local, regional, and national challenges. Thousands of opportunities exist in locations across the country to serve with nonprofits, schools, public agencies, tribes, and community and faith-based groups. Most AmeriCorps grant funding goes to OneStar Foundation, the Governor-appointed State Service Commission, which in turn awards grants to organizations to respond to local needs.

Public Health AmeriCorps supports the recruitment, training, and development of the next generation of public health leaders who will be ready to respond to the nation's health needs. In partnership with the Centers for Disease Control, Public Health AmeriCorps advances more equitable health outcomes, creates pathways to quality careers, and recruits members who reflect the communities they serve.

AmeriCorps VISTA places individuals with nonprofit organizations, public agencies, and tribal governments to expand reach and deepen impact in making sustainable change that alleviates the impact of poverty. Through fundraising, volunteer recruitment, program development, and more, AmeriCorps members gain experience and leadership skills that put them on track for a life of service in the public, private, or nonprofit sector.

AmeriCorps NCCC is a full-time, team-based, residential program for 18-26-year-olds. Whether building homes for families in need or accelerating our nation's capacity to respond to a crisis, AmeriCorps NCCC members engage in a variety of community identified projects during their service term, while developing leadership, teamwork, and professional skills. AmeriCorps NCCC FEMA Corps serves communities, in coordination with FEMA, through disaster preparedness, response, and recovery.

AmeriCorps Seniors Foster Grandparents provides grants to organizations to engage low-income Americans aged 55 and older in providing one-on-one mentoring and academic support to children with special or exceptional needs. In 2022, Foster Grandparents in Texas served more than 18,640 young people with special needs.

AmeriCorps Seniors Senior Companions provides grants to organizations to engage low-income Americans aged 55 and older in providing supportive, individualized services to help homebound seniors and other adults maintain their dignity and independence. In 2022, Seniors Companions in Texas provided independent living support to more than 770 individuals.

AmeriCorps Seniors RSVP provides grants to organizations to engage Americans aged 55 and older in tutoring and mentoring youth, responding to natural disasters, supporting veterans and their families, and meeting other critical needs.

Volunteer Generation Fund supports voluntary organizations and state service commissions in boosting the impact of volunteers in addressing critical community needs.


MLK Day of Service is observed each year on the third Monday in January. It is the only federal holiday designated as a national day of service to encourage all Americans to volunteer to deepen ties to communities, expand racial equity, and solidify service to others as a national commitment.

9/11 National Day of Service and Remembrance calls Americans across the country to volunteer in their local communities in tribute to the individuals lost and injured in the attacks, first responders, and the many who have risen in service to defend freedom since Sept. 11, 2001.


Learn More

To see other reports about national service in Texas, email TX@cns.gov.

To learn more about AmeriCorps, visit: [AmeriCorps.gov](https://www.americorps.gov).



15,409
Members & Volunteers



1,785
Service Locations



\$ 126,460,737
Total Investment

Program Funding

	Projects	Service Locations	Participants	Education Awards	Federal Funding
AmeriCorps Indian Tribes	1	1	10	\$34,475	\$141,794
AmeriCorps National	21	88	643	\$4,218,172	\$5,406,337
AmeriCorps State	34	643	3,051	\$11,721,495	\$28,453,668
AmeriCorps VISTA	42	94	217	\$1,172,456	\$4,178,273
Public Health AmeriCorps	17	13	278	\$1,259,122	\$5,004,128
AmeriCorps Programs Subtotal	115	839	4,199	\$18,405,720	\$43,184,200

	Projects	Service Locations	Participants	Education Awards	Federal Funding
AmeriCorps Seniors Foster Grandparent Program	10	158	962	-	\$6,546,792
AmeriCorps Seniors RSVP	22	727	9,551	-	\$2,409,575
AmeriCorps Seniors Senior Companion Program	9	57	467	-	\$3,857,032
AmeriCorps Seniors Senior Demonstration Program	4	4	230	-	\$466,098
AmeriCorps Seniors Programs Subtotal	45	946	11,210	-	\$13,279,497

Other Funding

	Projects	Service Locations	Participants	Education Awards	Federal Funding
Research Grants	1	-	-	-	\$1,069,250
State Commission Investment Funds	1	-	-	-	\$780,046
State Commission Operations Support	1	-	-	-	\$758,393
Volunteer Generation Fund	1	-	-	-	\$233,725
Subtotal	4	-	-	-	\$2,841,414

Total Program Funding	\$59,305,110
Total AmeriCorps Funding Including Education Awards	\$77,710,830
Total Local Project Support (Non-AmeriCorps Resources)	\$48,749,906
Total AmeriCorps Funding + Total Local Project Support	\$126,460,737

Since 1994, more than 71,000 Texas residents have served approximately 99 million hours and earned education awards totaling more than \$243.3 million.

Notes: Data shown represents total federal funding and resources awarded between April 20, 2023 and April 18, 2024 to support projects headquartered in Texas. 1. For AmeriCorps State and National, the number of participants is the number of positions for the projects in this report. For AmeriCorps VISTA and NCCC, the number of participants is the number of members who have started service since April 20, 2023. For AmeriCorps Seniors, this is the total number of volunteers in the projects' grant applications. 2. The service location total may contain multiple counts of unique locations where multiple AmeriCorps projects are operating. Service location totals may not reflect all locations that will be active during the life of the award. 3. The Education Awards figure represents the maximum potential value of Segal AmeriCorps Education Awards that can be earned by AmeriCorps members included in this report. 4. The Federal Funding column for AmeriCorps State and National and AmeriCorps Seniors reflects the full funding awarded to projects included in this report, including any awarded federal American Rescue plan funding except match replacement. AmeriCorps State and National placeholder grants have been excluded from this report. For AmeriCorps VISTA, funding reflects the national average cost per participant for all members included in this report. All AmeriCorps NCCC funding is reported at NCCC's four regional campuses. 5. AmeriCorps National figures may include multi-state projects headquartered in the state and/or operating sites of projects headquartered in other states. Federal funding reflects the estimated proportionate share of the national grant associated with operating sites in this report. Some operating site data was not available at time of publishing, so figures may not reflect current conditions. 6. Total local project support reflects non-AmeriCorps cash and in-kind resources that AmeriCorps grantees committed to raise in support of projects and grants in this report. This includes any awarded federal American Rescue Plan match replacement funding.

Program Funding

City	Project Name Sponsor Organization	Program Type	Service Locations	Participants	Education Awards	Federal Funding
El Paso	Target Tigua AmeriCorps (TTAC) YSLETA DEL SUR PUEBLO	AmeriCorps Indian Tribes	1	10	\$34,475	\$141,794
Austin	American YouthWorks American YouthWorks	AmeriCorps National	3	130	\$581,910	\$1,941,200
Austin	American Youthworks CC American YouthWorks	AmeriCorps National	2	84	\$237,079	\$790,740
Austin	American YouthWorks Corps Network, The	AmeriCorps National	1	27	\$81,634	-
Austin	OYSI19 - American Youthworks Corps Network, The	AmeriCorps National	1	23	\$267,800	\$459,910
Austin	Generation Serve Austin Equal Heart	AmeriCorps National	1	2	\$9,653	\$32,221
Austin	Austin HFH Habitat for Humanity International Inc	AmeriCorps National	1	1	\$19,885	\$23,000
Austin	YouthBuild Austin, TX YouthBuild USA, Inc.	AmeriCorps National	1	48	\$187,179	\$217,781
Brownsville	YouthBuild Brownsville, TX Community Development Corporation of Brownsville	AmeriCorps National	1	26	\$95,453	\$132,373
Clute	Brazoria County Dream Center Equal Heart	AmeriCorps National	1	10	\$56,539	\$188,723
Corpus Christi	TX State ND THE STUDENT CONSERVATION ASSOCIATION, INC.	AmeriCorps National	1	6	\$33,431	\$63,936
Dallas	Equest Equal Heart	AmeriCorps National	1	9	\$10,477	\$34,983
Dallas	Urban Teachers Dallas Urban Teacher Center, Inc.	AmeriCorps National	49	115	\$1,572,325	-
Highland Park	Direct-to-Door Equal Heart	AmeriCorps National	-	64	\$95,363	\$318,297
Houston	SBP-Harvey Recovery Project ST. BERNARD PROJECT, INC., THE	AmeriCorps National	2	12	\$363,449	\$258,569
Laredo	Laredo, Inc, HFH of Habitat for Humanity International Inc	AmeriCorps National	1	2	\$23,533	\$46,000
Liberty	SCA TX THE STUDENT CONSERVATION ASSOCIATION, INC.	AmeriCorps National	8	8	\$78,070	\$3,168
San Antonio	Public Allies Texas American Sunrise	AmeriCorps National	10	27	\$341,401	\$597,077

City	Project Name Sponsor Organization	Program Type	Service Locations	Participants	Education Awards	Federal Funding
San Antonio	Alamo Colleges District-Northwest Vista College College Possible	AmeriCorps National	1	3	\$20,685	\$64,800
San Antonio	Alamo Colleges District-Palo Alto College College Possible	AmeriCorps National	1	6	\$27,580	\$86,400
San Antonio	YouthBuild San Antonio YouthBuild USA, Inc.	AmeriCorps National	1	20	\$56,677	\$73,579
White Settlement	YouthBuild Fort Worth, TX YouthBuild USA, Inc.	AmeriCorps National	1	20	\$58,052	\$73,579
Amarillo	Amarillo ISD AmeriCorps Amarillo Independent School District	AmeriCorps State	16	55	\$152,675	\$378,262
Austin	Texas Conservation Corps Emergency Response Team American YouthWorks	AmeriCorps State	2	30	\$144,795	\$483,000
Austin	Austin Achieve Public Schools AUSTIN ACHIEVE PUBLIC SCHOOLS	AmeriCorps State	2	20	\$137,900	\$575,999
Austin	Expanding Community Impact Breakthrough	AmeriCorps State	2	319	\$759,362	\$2,532,990
Austin	College Forward Partnership for Higher Education College Possible	AmeriCorps State	1	62	\$211,611	\$703,224
Austin	Communities In Schools of Central Texas AmeriCorps	AmeriCorps State	49	91	\$319,570	\$1,062,536
Austin	Imagine Art AmeriCorps Program Imagine Art	AmeriCorps State	1	26	\$137,900	\$460,473
Austin	Travis County CAPITAL AmeriCorps Project Travis, County of	AmeriCorps State	8	35	\$213,745	\$713,536
Austin	Literacy First University Of Texas At Austin	AmeriCorps State	21	82	\$366,190	\$1,221,530
Brownsville	Texas Southmost College AmeriCorps Texas Southmost College District	AmeriCorps State	1	32	\$117,215	\$489,600
Canyon	WTAMU - Panhandle Community Resilience Corps West Texas A & M University	AmeriCorps State	23	78	\$180,140	\$752,469
Dallas	City Year Dallas - FPG CITY YEAR, INC.	AmeriCorps State	11	84	\$579,180	\$1,932,000
Dallas	N(2) Texas Corps CitySquare	AmeriCorps State	31	340	\$627,482	\$2,031,882
Dallas	The Girl Scout Leadership Experience GIRL SCOUTS OF NORTHEAST TEXAS	AmeriCorps State	3	36	\$108,113	\$360,427
Dallas	Homeward Bound Inc. II Homeward Bound, Inc.	AmeriCorps State	1	10	\$68,950	\$288,000

City	Project Name Sponsor Organization	Program Type	Service Locations	Participants	Education Awards	Federal Funding
Edinburg	UTRGV AmeriCorps Program The University of Texas Rio Grande Valley	AmeriCorps State	-	180	\$328,333	\$942,302
El Paso	United Way El Paso COunty - Parents as Teachers United Way of El Paso County	AmeriCorps State	6	15	\$103,425	\$432,000
Harlingen	GSGST Community Troop Academy Girl Scouts of Greater South Texas	AmeriCorps State	5	20	\$68,950	\$273,204
Highland Park	Texas Service Corps Equal Heart	AmeriCorps State	33	278	\$970,602	\$3,506,378
Houston	Interfaith Ministries for Greater Houston Interfaith Ministries for Greater Houston	AmeriCorps State	10	50	\$91,204	\$380,952
Houston	Legacy Community Health Services Inc Legacy Community Health Services Inc	AmeriCorps State	2	70	\$349,000	\$1,164,260
Houston	Sewa International, Inc. AmeriCorps Program Sewa International, Inc.	AmeriCorps State	1	34	\$117,215	\$391,476
Houston	SCA Lonestar Conservation Corps THE STUDENT CONSERVATION ASSOCIATION, INC.	AmeriCorps State	2	28	\$90,638	\$374,400
Lewisville	Communities In Schools of North Texas, Inc. II Communities In Schools of North Texas Inc	AmeriCorps State	50	87	\$138,862	\$463,220
McAllen	Strengthening Students' Literacy & SEL Skills ChildFund International USA	AmeriCorps State	16	44	\$108,350	\$361,922
McAllen	Teach For America - Texas TEACH FOR AMERICA INC	AmeriCorps State	267	527	\$3,633,665	\$527,000
New Braunfels	CIS South Central Texas AmeriCorps Program Communities In Schools of South Central Texas	AmeriCorps State	12	26	\$89,635	\$374,400
Pharr	BOYS & GIRLS CLUB OF PHARR BOYS & GIRLS CLUB OF PHARR, INC.	AmeriCorps State	5	38	\$199,955	\$834,413
Richmond	AccessHealth Fort Bend Family Health Center, Inc.	AmeriCorps State	1	20	\$68,950	\$287,832
Roscoe	CEN AmeriCorps Collegiate Edu-Nation	AmeriCorps State	12	20	\$137,900	\$575,972
San Antonio	City Year San Antonio CITY YEAR, INC.	AmeriCorps State	9	93	\$641,235	\$2,065,575
San Antonio	Communities In Schools of San Antonio Communities In Schools of San Antonio	AmeriCorps State	37	66	\$105,498	\$351,900
University Park	Project Transformation AmeriCorps Project Transformation North Texas	AmeriCorps State	2	128	\$282,330	\$872,534
White Settlement	CLC, Inc. - AmeriCorps Operating Grant II CLC, Inc	AmeriCorps State	1	27	\$70,920	\$288,000

City	Project Name Sponsor Organization	Program Type	Service Locations	Participants	Education Awards	Federal Funding
Agua Dulce	Rural Community Development and Digital Library Program El Paso County	AmeriCorps VISTA	1	3	\$20,685	\$67,770
Austin	Austin Creative Reuse - Strategic Growth Project Austin Creative Reuse	AmeriCorps VISTA	1	2	\$13,790	\$45,180
Austin	City of Austin VISTA Program AUSTIN, CITY OF	AmeriCorps VISTA	9	15	\$90,118	\$324,135
Austin	Girl Connect Capacity Building GENAUSTIN	AmeriCorps VISTA	1	2	\$14,290	\$51,632
Austin	Texas Homeless Network VISTA Homeless Network of Texas	AmeriCorps VISTA	2	4	\$29,080	\$109,716
Austin	Improving Access to Care through Texas Charitable Clinics Lone Star Association of Charitable Clinics Inc	AmeriCorps VISTA	6	8	\$57,660	\$212,980
Austin	OneStar AmeriCorps VISTA Project THE ONESTAR NATIONAL SERVICE COMMISSION, INC.	AmeriCorps VISTA	13	14	\$101,030	\$374,328
Bellaire	iEducate VISTA iEducate	AmeriCorps VISTA	1	3	\$20,685	\$67,770
Boerne	Anti-Hunger Corps Hunger Free America, Inc	AmeriCorps VISTA	1	5	\$7,296	\$23,905
Brownsville	Proyecto Juan Diego: Data for Good Proyecto Juan Diego, Inc.	AmeriCorps VISTA	1	5	\$35,475	\$125,854
Brownsville	Texas Southmost College Anti-Poverty Retention Initiative Texas Southmost College District	AmeriCorps VISTA	1	15	\$49,068	\$160,760
Cleburne	Opportunity Resource Services Opportunity Resource Services, Inc.	AmeriCorps VISTA	1	1	\$7,395	\$29,042
Corpus Christi	VISTA E2E Project CITIZENS FOR EDUCATIONAL EXCELLENCE	AmeriCorps VISTA	1	3	\$22,185	\$87,126
Dallas	Anti-Hunger Corps Hunger Free America, Inc	AmeriCorps VISTA	1	7	\$21,086	\$69,085
Dallas	"I Have A Dream" Foundation I Have a Dream/AmeriCorps - Parent	AmeriCorps VISTA	1	1	\$6,895	\$22,590
Dallas	NPower: AmeriCorps NPower INC	AmeriCorps VISTA	1	1	\$6,895	\$22,590
Dallas	Service through Sports Up2Us, Inc	AmeriCorps VISTA	1	3	\$4,378	\$14,343
Denton	AmeriCorps VISTA North Texas Chisholm Trail Retired Senior Volunteer Program INC	AmeriCorps VISTA	6	7	\$49,765	\$177,486

City	Project Name Sponsor Organization	Program Type	Service Locations	Participants	Education Awards	Federal Funding
El Paso	El Paso Independent School District Community Schools El Paso Independent School District Education Foundation	AmeriCorps VISTA	3	9	\$63,055	\$216,214
El Paso	Johns Hopkins University Cities of Service The Johns Hopkins University	AmeriCorps VISTA	1	2	\$13,790	\$45,180
El Paso	Pathways to Success Serve El Paso United Way of El Paso County	AmeriCorps VISTA	1	1	\$7,395	\$29,042
Fort Worth	AB Christian Learning Center AB Christian Learning Center	AmeriCorps VISTA	9	38	\$84,631	\$296,529
Fort Worth	CCUSA New Americans & Family Strengthening CATHOLIC CHARITIES USA	AmeriCorps VISTA	1	1	\$7,395	\$29,042
Fort Worth	Service through Sports Up2Us, Inc	AmeriCorps VISTA	1	2	\$2,919	\$9,562
Houston	Camp Shield After Military Service	AmeriCorps VISTA	1	6	\$43,370	\$161,348
Houston	The Alliance Alliance for Multicultural Community Services (AMCS)	AmeriCorps VISTA	5	15	\$107,425	\$390,466
Houston	Amigos de las Americas - Service and Leadership Amigos de las Americas	AmeriCorps VISTA	1	2	\$14,790	\$58,084
Houston	Conservation Legacy Stewards VISTA Program Conservation Legacy	AmeriCorps VISTA	1	2	\$14,290	\$51,632
Houston	Montrose Grace Place Montrose Grace Place	AmeriCorps VISTA	1	1	\$6,895	\$22,590
Houston	Houston Urban Scholars Capacity Building Program Social Justice Learning Institute	AmeriCorps VISTA	1	4	\$29,080	\$109,716
Irving	CHRISTUS Health CHRISTUS Health	AmeriCorps VISTA	2	2	\$14,790	\$58,084
Johnson City	Conservation Legacy Stewards VISTA Program Conservation Legacy	AmeriCorps VISTA	1	1	\$6,895	\$22,590
Mount Pleasant	Anti-Hunger Corps Hunger Free America, Inc	AmeriCorps VISTA	1	2	\$14,790	\$58,084
Plano	Anti-Hunger Corps Hunger Free America, Inc	AmeriCorps VISTA	1	3	\$9,814	\$32,152
Richmond	Increasing Access to Food and Health Care Fort Bend Family Health Center, Inc.	AmeriCorps VISTA	1	2	\$14,790	\$58,084
San Angelo	Concho Valley Council of Governments Concho Valley Council of Governments	AmeriCorps VISTA	2	2	\$13,790	\$45,180

City	Project Name Sponsor Organization	Program Type	Service Locations	Participants	Education Awards	Federal Funding
San Antonio	CITY OF SAN ANTONIO EASTSIDE PROMISE ZONE CITY OF SAN ANTONIO	AmeriCorps VISTA	2	6	\$41,370	\$135,540
San Antonio	Community Options, Inc. Community Options, Inc.	AmeriCorps VISTA	1	2	\$13,790	\$45,180
San Antonio	San Antonio Area Foundation (SALSA) San Antonio Area Foundation	AmeriCorps VISTA	1	1	\$7,395	\$29,042
Waco	Baylor Collaborative on Hunger and Poverty Baylor University	AmeriCorps VISTA	4	4	\$22,144	\$72,551
Waelder	Texas Tribal Buffalo Project Texas Tribal Buffalo Project	AmeriCorps VISTA	2	8	\$57,160	\$206,528
Waxahachie	Service through Sports Up2Us, Inc	AmeriCorps VISTA	1	2	\$2,919	\$9,562
Austin	American YouthWorks Health Corps American YouthWorks	Public Health AmeriCorps	1	10	\$68,950	\$287,942
Austin	Austin Public Health Social Media AUSTIN, CITY OF	Public Health AmeriCorps	-	2	\$9,653	\$40,320
Austin	Shopping and Delivery Bastrop County AUSTIN, CITY OF	Public Health AmeriCorps	1	2	\$18,746	\$40,320
Dallas	HEARTCorps American Heart Association, Inc.	Public Health AmeriCorps	-	68	\$434,901	\$1,983,741
Dallas	Leeza's Care Connection TX LEEZA GIBBONS MEMORY FOUNDATION, INC.	Public Health AmeriCorps	1	5	\$32,475	-
Eules	VOA Texas VOLUNTEERS OF AMERICA, INC	Public Health AmeriCorps	2	5	\$66,950	\$143,978
Freeport	Hudson Food Bank American Heart Association, Inc.	Public Health AmeriCorps	1	1	\$6,895	\$28,800
Highland Park	Equal Heart Public Health Equal Heart	Public Health AmeriCorps	-	112	\$191,940	\$801,509
Houston	Houston Health Department-PHA Equal Heart	Public Health AmeriCorps	1	24	\$115,920	\$483,957
Huntsville	Sam Houston State University – College of Health Science American Heart Association, Inc.	Public Health AmeriCorps	1	2	\$6,895	\$28,800
Killeen	Killeen Creators-PHA Equal Heart	Public Health AmeriCorps	1	12	\$55,587	\$232,046
Lubbock	Lubbock Impact American Heart Association, Inc.	Public Health AmeriCorps	1	3	\$32,859	\$56,448
McAllen	South Texas Juvenile Diabetes Association-PHA Equal Heart	Public Health AmeriCorps	1	3	\$18,617	\$77,733

City	Project Name Sponsor Organization	Program Type	Service Locations	Participants	Education Awards	Federal Funding
Richardson	Caring Foundation of Texas-PHA Equal Heart	Public Health AmeriCorps	-	1	\$6,895	\$28,790
San Angelo	Boys & Girls Club of San Angelo American Heart Association, Inc.	Public Health AmeriCorps	1	1	\$13,390	\$28,800
San Antonio	American Heart Association American Heart Association, Inc.	Public Health AmeriCorps	1	3	\$12,969	\$54,144
	HEART Work Operations CHRISTUS Health	Public Health AmeriCorps	-	24	\$165,480	\$686,800
AmeriCorps Programs Subtotal			839	4,199	\$18,405,720	\$43,184,200

City	Project Name Sponsor Organization	Program Type	Service Locations	Participants	Education Awards	Federal Funding
Austin	Texas Health and Human Services Commission HEALTH & HUMAN SVC COMMN TX	AmeriCorps Seniors Foster Grandparent Program	-	422	-	\$2,283,802
Beaumont	Southeast Texas Foster Grandparent Program South East Texas Regional Planning Commission	AmeriCorps Seniors Foster Grandparent Program	19	61	-	\$571,479
Dallas	Dallas Foster Grandparent Program Senior Citizens of Greater Dallas Inc	AmeriCorps Seniors Foster Grandparent Program	25	104	-	\$785,777
Edinburg	FGP Rio Grande Valley HILDAGO, COUNTY OF	AmeriCorps Seniors Foster Grandparent Program	10	35	-	\$448,128
El Paso	El Paso FGP El Paso, City of	AmeriCorps Seniors Foster Grandparent Program	43	104	-	\$592,495
Houston	Harris County Foster Grandparent Program Evelyn Rubenstein Jewish Community Center of Houston	AmeriCorps Seniors Foster Grandparent Program	23	51	-	\$451,143
Midland	Midland County Foster Grandparent Program Senior Life Midland, Inc.	AmeriCorps Seniors Foster Grandparent Program	8	22	-	\$199,682
San Angelo	Concho Valley Foster Grandparent Program Concho Valley Council of Governments	AmeriCorps Seniors Foster Grandparent Program	17	62	-	\$423,935
San Antonio	Foster Grandparent Program CATHOLIC CHARITIES, ARCHDIOCESE OF SAN ANTONIO, INC	AmeriCorps Seniors Foster Grandparent Program	-	70	-	\$704,834
Sherman	AAA Texoma Foster Grandparent Program Texoma Council of Governments	AmeriCorps Seniors Foster Grandparent Program	13	31	-	\$85,517
Amarillo	Panhandle Community Services (TX) Panhandle Community Services	AmeriCorps Seniors RSVP	57	761	-	\$151,619
Austin	Coming of Age Austin Metro Travis, County of	AmeriCorps Seniors RSVP	30	185	-	\$60,495
Beaumont	Golden Triangle RSVP South East Texas Regional Planning Commission	AmeriCorps Seniors RSVP	21	350	-	\$222,148

City	Project Name Sponsor Organization	Program Type	Service Locations	Participants	Education Awards	Federal Funding
Coleman	Central Texas Opportunities Inc., dba Cornerstone Community CORNERSTONE COMMUNITY ACTION AGENCY INC	AmeriCorps Seniors RSVP	12	203	-	\$85,000
Corpus Christi	City of Corpus Christi RSVP Competition Corpus Christi, City of	AmeriCorps Seniors RSVP	23	230	-	\$77,500
Dallas	RSVP of Dallas and Collin Counties Senior Citizens of Greater Dallas Inc	AmeriCorps Seniors RSVP	22	193	-	\$195,673
Denton	Chisholm Trail Retired Senior Volunteer Program Chisholm Trail Retired Senior Volunteer Program INC	AmeriCorps Seniors RSVP	74	440	-	\$77,500
Edinburg	AmeriCorps RSVP Hidalgo-Willacy-Cameron Counties HILDAGO, COUNTY OF	AmeriCorps Seniors RSVP	26	485	-	\$86,751
El Paso	El Paso City RSVP El Paso, City of	AmeriCorps Seniors RSVP	32	568	-	\$99,000
Galveston	RSVP of Galveston County University of Texas Medical Branch at Galveston	AmeriCorps Seniors RSVP	12	135	-	\$52,500
Houston	RSVP of Southeast Texas Evelyn Rubenstein Jewish Community Center of Houston	AmeriCorps Seniors RSVP	50	710	-	\$294,900
Lubbock	Lubbock RSVP/TTUHSC/Garrison Institute on Aging Texas Tech University Health Sciences Center	AmeriCorps Seniors RSVP	16	443	-	\$77,500
Lufkin	Deep East Texas RSVP Deep East Texas Council of Governments	AmeriCorps Seniors RSVP	62	849	-	\$87,632
Midland	Midland RSVP Senior Life Midland, Inc.	AmeriCorps Seniors RSVP	24	552	-	\$51,051
Paris	Red River Valley RSVP Paris Jr College	AmeriCorps Seniors RSVP	39	502	-	\$59,347
Plainview	Runningwater Draw RSVP City of Plainview	AmeriCorps Seniors RSVP	21	261	-	\$56,540
San Angelo	Concho Valley Council of Governments RSVP Concho Valley Council of Governments	AmeriCorps Seniors RSVP	55	499	-	\$173,106
San Antonio	Bexar County RSVP for Catholic Charities, San Antonio CATHOLIC CHARITIES, ARCHDIOCESE OF SAN ANTONIO, INC	AmeriCorps Seniors RSVP	11	167	-	\$124,052
San Saba	Hill Country Community Action Association, Inc. Hill Country Community Action Association, Inc.	AmeriCorps Seniors RSVP	20	400	-	\$133,465
Seguin	RSVP of South Central Texas Texas Lutheran University	AmeriCorps Seniors RSVP	67	796	-	\$95,318
Sherman	Texoma RSVP Texoma Council of Governments	AmeriCorps Seniors RSVP	26	457	-	\$66,613

City	Project Name Sponsor Organization	Program Type	Service Locations	Participants	Education Awards	Federal Funding
Waco	Heart of Texas RSVP MCLENNAN COUNTY JUNIOR COLLEGE DISTRICT	AmeriCorps Seniors RSVP	27	365	-	\$81,865
Corpus Christi	City of Corpus Christi SCP Corpus Christi, City of	AmeriCorps Seniors Senior Companion Program	14	70	-	\$504,979
Dallas	Dallas Senior Companion Program Senior Citizens of Greater Dallas Inc	AmeriCorps Seniors Senior Companion Program	10	75	-	\$788,524
Edinburg	SCP Rio Grande Valley HILDAGO, COUNTY OF	AmeriCorps Seniors Senior Companion Program	1	65	-	\$788,956
El Paso	SCP of El Paso Centro de Salud Familiar La Fe, Inc.	AmeriCorps Seniors Senior Companion Program	12	63	-	\$200,353
Houston	Senior Companion Program of Harris County Evelyn Rubenstein Jewish Community Center of Houston	AmeriCorps Seniors Senior Companion Program	3	48	-	\$361,769
Levelland	South Plains Senior Companion Program South Plains Community Action Association, Inc.	AmeriCorps Seniors Senior Companion Program	8	41	-	\$366,552
Midland	Senior Companion Program Senior Life Midland, Inc.	AmeriCorps Seniors Senior Companion Program	5	23	-	\$201,811
San Angelo	Concho Valley SCP Concho Valley Council of Governments	AmeriCorps Seniors Senior Companion Program	3	45	-	\$256,835
San Antonio	Alamo Area Council of Governments III Alamo Area Council of Governments	AmeriCorps Seniors Senior Companion Program	1	37	-	\$387,253
Fort Worth	AB Christian Learning Center III AB Christian Learning Center	AmeriCorps Seniors Senior Demonstration Program	1	55	-	\$183,952
Fort Worth	Guardianship Services, Inc. Guardianship Services, Inc.	AmeriCorps Seniors Senior Demonstration Program	1	20	-	\$79,014
Fort Worth	AmeriCorps Seniors SDP of Tarrant County Welman Project, The	AmeriCorps Seniors Senior Demonstration Program	1	115	-	\$50,000
San Antonio	Alamo Area Council of Governments Alamo Area Council of Governments	AmeriCorps Seniors Senior Demonstration Program	1	40	-	\$153,132
AmeriCorps Seniors Programs Subtotal			946	11,210	-	\$13,279,497

Other Funding

City	Project Name Sponsor Organization	Program Type	Service Locations	Participants	Education Awards	Federal Funding
Austin	How Nonprofits Create Civic Infrastructure University of Texas At Austin	Research Grants	-	-	-	\$1,069,250
Austin	THE ONESTAR NATIONAL SERVICE COMMISSION, INC.	State Commission Investment Funds	-	-	-	\$780,046
Austin	THE ONESTAR NATIONAL SERVICE COMMISSION, INC.	State Commission Operations Support	-	-	-	\$758,393

City	Project Name Sponsor Organization	Program Type	Service Locations	Participants	Education Awards	Federal Funding
Corpus Christi	Education to Employment Partners CITIZENS FOR EDUCATIONAL EXCELLENCE	Volunteer Generation Fund	-	-	-	\$233,725
Subtotal			-	-	-	\$2,841,414
Total Program Funding			1,785	15,409	\$18,405,720	\$59,305,110
Total AmeriCorps Funding Including Education Awards						\$77,710,830
Total Local Project Support (Non-AmeriCorps Resources)						\$48,749,906
Total AmeriCorps Funding + Total Local Project Support						\$126,460,737

Since 1994, more than 71,000 Texas residents have served approximately 99 million hours and earned education awards totaling more than \$243.3 million.

Notes: Data shown represents total federal funding and resources awarded between April 20, 2023 and April 18, 2024 to support projects headquartered in Texas. 1. For AmeriCorps State and National, the number of participants is the number of positions for the projects in this report. For AmeriCorps VISTA and NCCC, the number of participants is the number of members who have started service since April 20, 2023. For AmeriCorps Seniors, this is the total number of volunteers in the projects' grant applications. 2. The service location total may contain multiple counts of unique locations where multiple AmeriCorps projects are operating. Service location totals may not reflect all locations that will be active during the life of the award. 3. The Education Awards figure represents the maximum potential value of Segal AmeriCorps Education Awards that can be earned by AmeriCorps members included in this report. 4. The Federal Funding column for AmeriCorps State and National and AmeriCorps Seniors reflects the full funding awarded to projects included in this report, including any awarded federal American Rescue plan funding except match replacement. AmeriCorps State and National placeholder grants have been excluded from this report. For AmeriCorps VISTA, funding reflects the national average cost per participant for all members included in this report. All AmeriCorps NCCC funding is reported at NCCC's four regional campuses. 5. AmeriCorps National figures may include multi-state projects headquartered in the state and/or operating sites of projects headquartered in other states. Federal funding reflects the estimated proportionate share of the national grant associated with operating sites in this report. Some operating site data was not available at time of publishing, so figures may not reflect current conditions. 6. Total local project support reflects non-AmeriCorps cash and in-kind resources that AmeriCorps grantees committed to raise in support of projects and grants in this report. This includes any awarded federal American Rescue Plan match replacement funding.